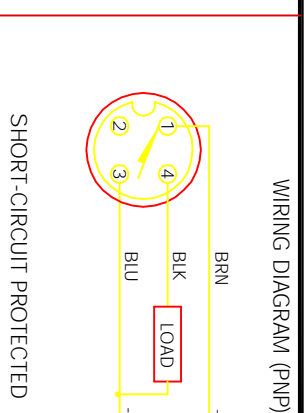
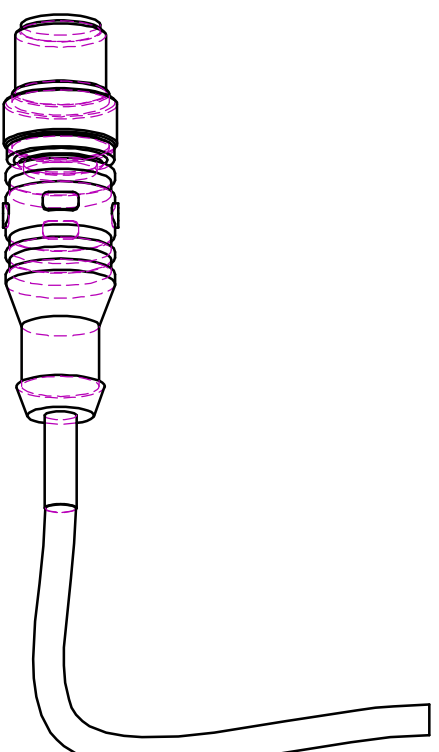
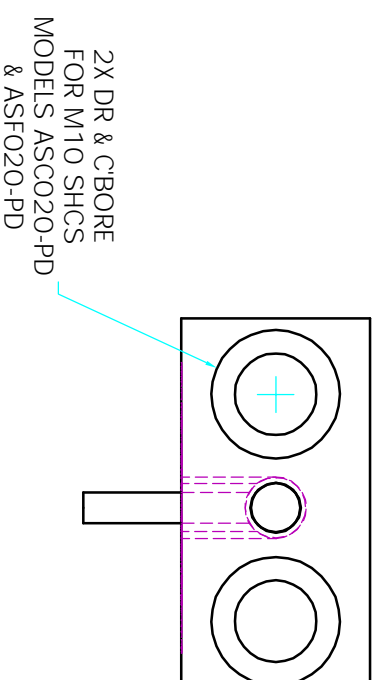
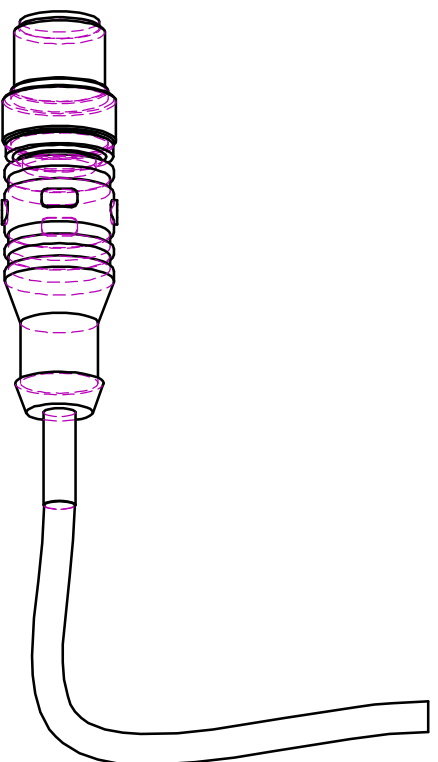
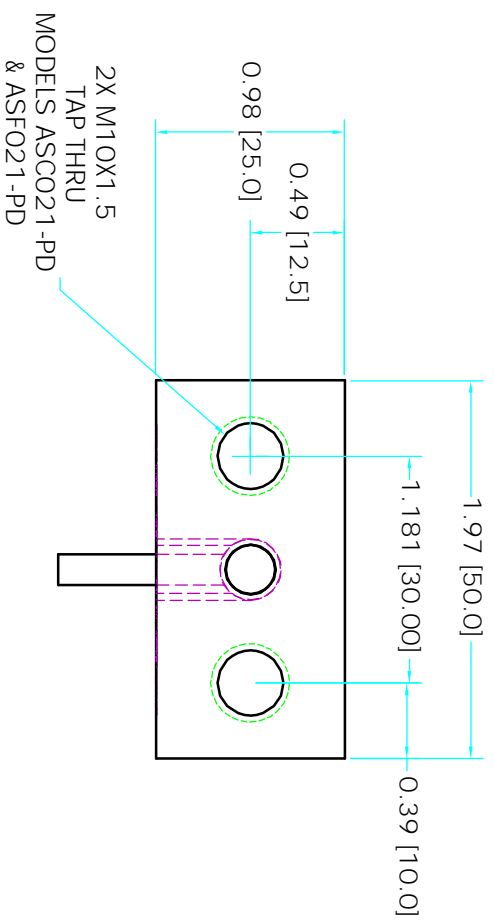
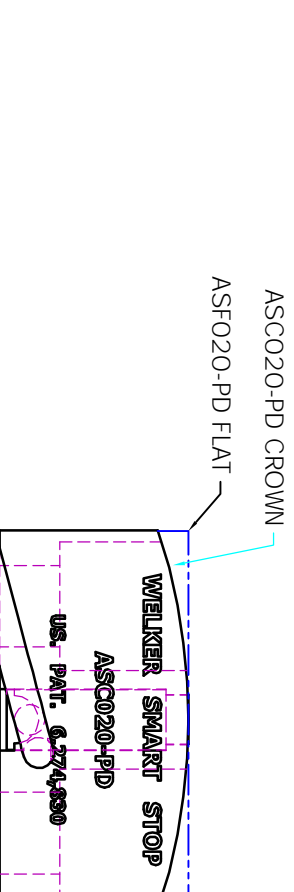
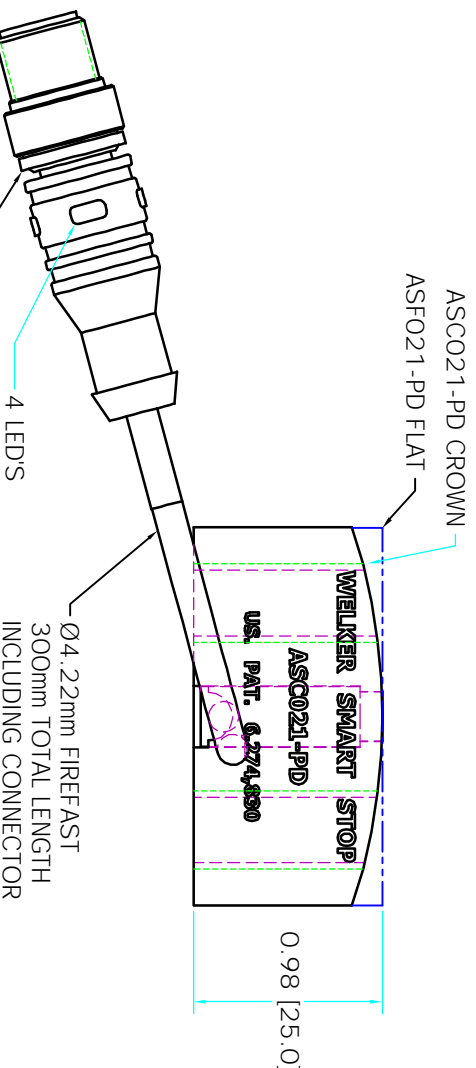
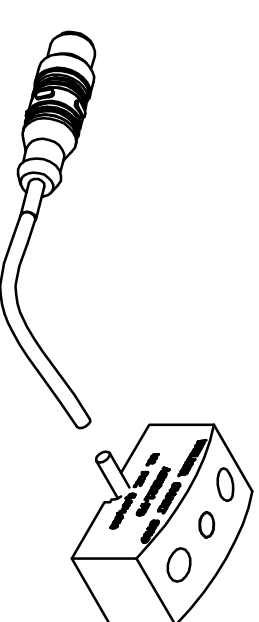


MODEL NO:
 ASCO20-PD FOR CROWNED, DRILL & CBORE FOR M10 SHCS + DC SWITCH
 ASCO21-PD FOR CROWNED, M10X1.5 TAP + DC SWITCH
 ASFO20-PD FOR FLAT, DRILL & CBORE FOR M10 SHCS + DC SWITCH
 ASFO21-PD FOR FLAT, M10X1.5 TAP + DC SWITCH



SPECIFICATIONS	
CONTACT CARRIER MATERIAL (RSE)	PUR
MOLDED HEAD MATERIAL/COLOR (RSE)	THERMOPLASTIC PUR/BLACK
CONTACT MATERIAL/PLATING (RSE)	GOLD-PLATED BRASS
COUPLING NUT MATERIAL/PLATING (RSE)	NICKEL-PLATED BRASS
RATED OPERATING DISTANCE	2mm = .079" (NOMINAL)
MOUNTING MODE	FLUSH
HYSTERESIS (DIFFERENTIAL TRAVEL)	3-15%
MAX. RELATIVE TEMPERATURE DRIFT	± 10%
MIN. REPEAT ACCURACY	± 2%
OPERATING TEMPERATURE	-25 to 70°C (-13 to 158°F)
RATED OPERATIONAL VOLTAGE (DC)	10-30 VDC
MAX. RIPPLE	≤ 10%
RATED OPERATIONAL CURRENT	≤ 150 mA
NO-LOAD CURRENT	≤ 15 mA
MAX. OFF-STATE CURRENT	≤ 0.1 mA
MAX. SWITCHING FREQUENCY	≤ 3 kHz
RATED INSULATION VOLTAGE	0.5 kV
OUTPUT FUNCTION	3-WIRE, NORMALLY OPEN, PNP
SHORT-CIRCUIT PROTECTION	YES
MAX. VOLTAGE DROP	≤ 1.8 V
WIRE BREAKAGE/REVERSE POLARITY PROTECT.	YES
DEGREE OF PROTECTION	IP 67
HOUSING MATERIAL	SST, V2A 1.4301
ACTIVE FACE	PLASTIC, PA12-GF30
OUTER CABLE JACKET (SENSOR)	3mm PUR
VIBRATION RESISTANCE	55 Hz (1mm)
SHOCK RESISTANCE	30 x g (1 ms)
PIG-TAIL LED COLOR	GREEN=POWER, YELLOW=OUTPUT



DO NOT SCALE DRAWING

EXCEPT AS NOTED
 DECIMAL TOL. SHALL BE:
 2 PLACE ± .010
 3 PLACE ± .005
 4 PLACE ± .0005
 ALL DOWEL LOCATIONS ± .0005
 BETWEEN HOLES

WELKER
 BEARING COMPANY

TORX NAME	25mm NAMMS STOP BLOCK
DRAGON BR	DRAGON BR
ROCK	184P2002
SHEET	OF
SCALE	FULL

DATE: 9/12/2002
 STATUS: Released
 DESCRIPTION: ASF FLAT BLOCK OPTION ADDED

Rev. 2